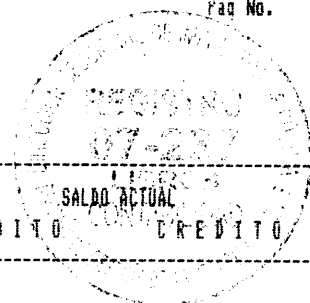
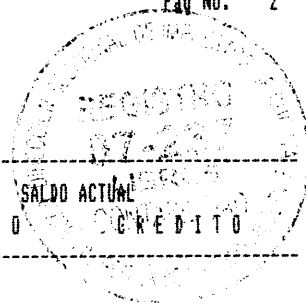


CAJA DE COMPENSACION FAMILIAR DEL ORIENTE COLOMBIANO  
NIIF - LIBRO MAYOR Y BALANCE DEL MES 12 DE 2023




CTA	DESCRIPCION DE LA CUENTA	SALDO ANTERIOR		MOVIMIENTO		SALDO ACTUAL	
		DEBITO	CREDITO	DEBITO	CREDITO	DEBITO	CREDITO
1105	C A J A	82,186,553.00		703,197,972.05	773,552,134.05	11,832,391.00	
1110	B A N C O S	1,767,054,722.48		2,089,453,518.19	2,115,543,316.07	1,740,964,924.60	
1120	CUENTAS DE AHORRO	71,436,014,637.44		32,056,283,118.24	32,597,489,322.07	70,894,808,433.61	
1255	OBLIGATORIAS	1,547,257,887.22		50,000,000.03	25,733,889.03	1,571,523,998.22	
1305	PROGRAMAS DEL SECTOR SALUD	3,426,171,372.13		28,790,543,772.31	28,218,550,779.88	3,998,164,364.56	
1312	CLIENTES DE SERVICIOS	8,188,713,429.89		5,819,963,367.60	5,978,710,538.87	8,029,966,258.62	
1317	CREDITOS SOCIALES	3,202,209,426.00		532,310,301.00	354,603,556.00	3,379,916,171.00	
1330	ANTICIPOS Y AVANCES		0.00	1,109,782.00	1,109,782.00		0.00
1335	DEPOSITOS EN GARANTIA	850,962,719.00		0.00	0.00	850,962,719.00	
1345	INGRESOS POR COBRAR	147,877,901.08		71,370,862.95	55,237,069.00	164,011,695.03	
1365	CUENTAS POR COBRAR EMPLEAD	3,241,774.00		337,442.00	448,408.00	3,130,808.00	
1380	DEUDORES VARIOS	71,711,085.00		0.00	0.00	71,711,085.00	
1399	DETERIORO DE CUENTAS POR		2,080,026,534.20	712,705,783.23	575,461,892.89		1,942,782,643.86
1504	TERREMOS	39,790,431,245.85		0.00	0.00	39,790,431,245.85	
1508	CONSTRUCCIONES Y EDIFIC EN	20,977,899.99		0.00	20,977,899.99		0.00
1516	CONSTRUCCIONES EDIFICACION	47,959,824,433.13		52,790,999.95	0.00	48,012,615,433.08	
1520	MAQUINARIA Y EQUIPO	1,482,143,700.48		241,085,140.00	0.00	1,723,228,840.48	
1524	EQUIPO DE OFICINA	5,141,304,540.71		205,516,360.00	0.00	5,346,820,900.71	
1528	EQUIPO DE COMPUTACION/COMU	3,325,170,305.40		799,289,896.00	0.00	4,124,460,201.40	
1532	EQUIPO MEDICO-	30,227,998.00		0.00	0.00	30,227,998.00	
1536	EQUIPO DE HOTELES, RESTAURAN	956,239,408.18		0.00	0.00	956,239,408.18	
1540	FLOTA Y EQUIPO TRANSPORTE	28,220,000.00		0.00	0.00	28,220,000.00	
1570	LEASING FINANCIEROS	178,200,000.00		229,800,000.00	0.00	408,000,000.00	
1592	DEPRECIACION ACUMULADA		9,533,812,417.00	0.00	137,136,351.28		9,670,948,768.28
1635	LICENCIAS Y SOFTWARE	1,459,292,810.35		856,189,045.00	0.00	2,315,481,855.35	
1698	AMORTIZACION ACUMULADA		525,019,258.00	0.00	3,513,161.00		528,532,419.00
1705	GASTOS PAGADOS POR ANTICIP	14,697,687.53		12,519,811.10	27,217,498.63		0.00
1810	FONDO DE LEY DESTINACION E	16,862,143,068.55		3,153,296,450.23	2,115,458,255.66	17,899,981,263.12	
1812	FONDOS Y/O CONVENIOS DE CO	52,624,172.70		18,423.46	0.00	52,642,596.16	
1830	SALDO PARA OBRAS Y PROGRA	7,850,642,164.76		7,544,024,267.70	6,595,858,597.91	8,798,807,834.55	
1850	EXCEDENTES DEL 55%	8,887,840,229.52		810,914,644.24	128,070,660.87	9,570,684,212.89	
2115	CORPORACIONES FINANCIERAS		69,716,255.00	5,146,030.00	229,800,000.00		294,370,225.00
2302	SUBSIDIOS POR PAGAR		4,010,116,565.00	1,968,017,373.06	2,672,577,605.00		4,714,676,797.00
2305	PROGRAMAS SECTOR SALUD		24,934,025,026.47	28,329,371,444.97	28,035,195,198.38		24,639,848,779.88
2310	CONTRIBUCION SUPERSUBSIDIO		692,432,935.00	0.00	73,403,887.00		765,836,822.00
2335	COSTOS Y GASTO POR PAGAR		4,853,424,791.75	3,716,072,432.72	4,805,341,355.15		5,942,693,714.18
2365	RETENCION EN LA FUENTE E I		142,768,383.00	339,614,096.00	389,460,459.00		192,614,746.00
2367	IMPUESTO A LAS VENTAS RETE		26,890,356.00	100,246,214.00	143,856,105.00		70,500,247.00
2368	IMP DE INDUSTRIA Y COMERCI		11,957,329.00	28,332,714.00	44,045,898.00		27,670,513.00
2370	RETENCION Y APORTES DE NOM		174,458,101.00	379,268,533.00	400,318,894.00		195,508,462.00
2380	ACREEDORES VARIOS		4,727,910,608.97	4,405,231,538.38	4,272,878,868.31		4,595,557,938.90
2408	IMPUESTO SOBRE LAS VENTAS		10,715,527.87	94,269,072.13	141,143,746.58		57,590,202.32
2412	DE INDUSTRIA Y COMERCIO		0.00	0.00	8,564,000.00		8,564,000.00
2505	SALARIOS POR PAGAR		0.00	2,155,906,496.00	2,155,906,496.00		0.00
2510	CESANTIAS CONSOLIDADAS		1,280,154,982.00	38,737,332.00	301,873,025.00		1,543,290,675.00
2515	INTERESES SOBRE CESANTIAS		139,751,167.00	4,989,047.00	47,897,382.00		182,659,502.00
2520	PRIMA DE SERVICIOS		555,737,035.00	555,737,035.00	0.00		0.00
2525	VACACIONES CONSOLIDADAS		450,476,528.00	214,268,332.00	54,227,694.00		290,435,890.00
2530	PRESTACIONES EXTRALEGALES		685,697,323.00	490,022,077.00	50,464,083.00		246,139,329.00
2605	PARA COSTO Y GASTOS		1,791,800,036.76	1,503,306,687.46	1,866,819,475.17		2,155,312,824.47

CAJA DE COMPENSACION FAMILIAR DEL ORIENTE COLOMBIANO  
NIF - LIBRO MAYOR Y BALANCE DEL MES 12 DE 2023



CTA	DESCRIPCION DE LA CUENTA	SALDO ANTERIOR		MOVIMIENTO		SALDO ACTUAL	
		DEBITO	CREDITO	DEBITO	CREDITO	DEBITO	CREDITO
2621	PROV. POR BENEFICIOS A EMP		10,361,090.00	4,891,620.00	138,583,414.00		144,052,884.00
2635	PROVISION PARA CONTIGENCIA		3,115,823,460.75	1,500,000.00	102,971,429.44		3,217,294,890.19
2645	PROVISION SECTOR SALUD		26,786,925,497.77	20,682,174,015.17	21,809,837,842.90		27,914,589,325.50
2705	INGRESOS RECIBIDOS X ANTIC		257,834,081.96	43,015,075.06	703,688,985.55		918,507,992.45
2810	DEPOSITOS RECIBIDOS		709,627,376.98	30,862,100.00	49,820,795.10		728,586,072.08
2815	INGRESOS RECIBIDOS PARA TE		251,018,205.00	179,643,504.00	135,936,644.00		207,311,345.00
2845	EXCEDENTES DEL 55%		6,475,315,778.48	43,442,495.00	0.00		6,431,873,283.48
2851	FONDO SUBSIDIO FLIAR DE VI		1,625,606,613.41	9,087,876,762.74	7,613,223,215.33		150,953,066.00
2852	FONDO DE SOLID.GARANTIA FO		1,795,699,577.14	7,614,903,402.70	7,836,881,221.56		2,017,677,396.00
2853	FONDO DE EDUCACION LEY 115		1,773,408,903.59	14,298,140,936.41	13,760,402,906.50		1,235,670,873.68
2854	FONDI-EZ NUM.8 ART 16 LEY 7		312,836,578.24	9,950,678,471.72	10,399,695,141.63		761,853,248.15
2856	FONDOS Y/O CONVENIOS DE CO		49,103,148.40	102,983.38	18,423.46		49,018,588.48
2858	FOSFEC LEY 1636/2013		5,941,343,508.41	23,000,770,850.54	22,809,584,465.22		5,750,157,123.09
2861	ASIGNAC.OTROS RECURSOS X P		5,007,834,892.06	431,967,595.00	1,799,154,879.71		6,355,022,176.77
2862	RECURSOS POR PAGAR FOSYGA		154,780,950.84	154,780,950.84	154,780,950.84		154,780,950.84
2863	ASIGNAC.OTROS RECUR X PAGA		444,666,762.00	444,666,762.00	1,179,702,428.00		1,179,702,428.00
2864	RECURSOS POR PAGAR FONDI-EZ		794,896,606.83	789,222,331.00	207,371,096.88		213,045,372.71
2868	ASIGNAC.Y OTROS REC.X PAGA		2,035,938,848.51	527,194,431.79	1,107,408,106.30		2,616,152,523.02
3105	PARA ADMON SERV. SOCIALES		18,561,102,151.33	0.00	1,419,337,659.00		19,980,439,810.33
3110	PARA PROGRAMAS DE SALUD		6,735,091,500.53	0.00	782,383,176.95		7,517,474,677.48
3220	ACTIVOS FIJOS ADQUIRIDOS F		14,723,940,850.38	0.00	0.00		14,723,940,850.38
3305	RESERVAS OBLIGATORIAS		1,563,924,553.22	0.00	7,599,445.00		1,571,523,998.22
3315	PARA ADMINISTRACION Y SERV		4,509,869,744.09	1,419,337,659.00	1,419,337,659.00		4,509,869,744.09
3320	PARA PROGRAMA DE SALUD		0.00	782,383,176.95	782,383,176.95	0.00	0.00
3605	REMANENTE DEL EJERCICIO		0.00	0.00	8,081,841,715.53		8,081,841,715.53
3610	DEFICITS DEL EJERCICIO		0.00	4,039,775,874.92	0.00	4,039,775,874.92	
3705	REMANENTES ACUMULADOS		11,677,982,296.24	2,201,720,835.95	0.00		9,476,261,460.29
3710	DEFICITS ACUMULADO	7,436,608,709.14		0.00	0.00	7,436,608,709.14	
3715	EFFECTOS POR CONVERGENCIA A		20,678,300,637.30	0.00	0.00		20,678,300,637.30
3810	DE PROP. PLANTA Y EQUIPO		36,599,782,290.52	0.00	0.00		36,599,782,290.52
4105	APORTES		70,449,785,833.97	77,979,013,699.34	7,529,227,865.37	0.00	
4106	APORT. EMPRE NO AFLI X PRE		63,646,377.00	72,456,077.00	8,809,700.00	0.00	
4109	RECURSOS LEY 1929 DE 2018		998,167,654.00	998,167,654.00	0.00	0.00	
4120	SALUD REGIMEN-SUBSIDIADO		287,648,832,670.07	313,788,110,700.29	26,139,278,030.22	0.00	
4125	SALUD IPS		11,157,363,779.00	12,185,965,439.00	1,028,601,660.00	0.00	
4130	SALUD EPS REG.CONTRIBUTIVO		16,863,400,669.71	18,419,708,359.01	1,556,307,689.30	0.00	
4140	EDUCACION FORMAL		6,762,590,954.00	7,945,041,832.00	1,182,450,878.00	0.00	
4143	EDUCACION P/TRABAJO Y DESA		2,002,726,372.00	2,358,859,272.00	356,132,900.00	0.00	
4150	VIVIENDA		5,876,657.00	5,876,657.00	0.00	0.00	
4155	RECREACION DEPORTES Y TUR		1,837,361,195.31	2,247,519,922.46	410,158,727.15	0.00	
4160	CREDITO SOCIAL		473,179,813.04	516,612,234.04	43,432,421.00	0.00	
4210	FINANCIEROS		4,452,166,827.17	4,907,523,524.15	455,356,696.98	0.00	
4212	SUBSIDIO NO COBRADOS		43,742,057.00	44,958,425.00	1,216,368.00	0.00	
4220	ARRENDAMIENTOS		172,113,690.60	182,131,599.00	10,017,908.40	0.00	
4250	RECUPERACIONES		3,107,493,829.18	3,310,537,727.28	203,043,898.10	0.00	
4255	INDEMNIZACIONES		64,354,146.00	64,354,146.00	0.00	0.00	
4295	DIVERSOS		34,170,118.46	34,367,774.41	197,655.95	0.00	
5105	SUELDOS Y SALARIOS	17,154,674,997.80		2,010,098,209.84	19,164,773,207.64	0.00	
5110	HONORARIOS	3,047,450,232.08		362,894,330.67	3,410,344,562.75	0.00	
5115	IMPUESTOS	455,741,612.66		23,073,280.30	478,814,892.96	0.00	

CAJA DE COMPENSACION FAMILIAR DEL ORIENTE COLOMBIANO  
NIIF - LIBRO MAYOR Y BALANCE DEL MES 12 DE 2023



CTA	DESCRIPCION DE LA CUENTA	SALDO ANTERIOR		MOVIMIENTO		SALDO ACTUAL	
		DEBITO	CREDITO	DEBITO	CREDITO	DEBITO	CREDITO
5120	ARRENDAMIENTOS	522,192,248.86		49,001,535.26	571,193,784.12		0.00
5125	CONTRIBUCIONES Y AFILIACIO	343,543,662.00		14,141,465.00	357,685,127.00		0.00
5130	SEGUROS	563,225,538.92		72,891,900.08	636,117,439.00		0.00
5135	SERVICIOS	10,350,163,362.79		1,057,643,988.99	11,407,807,351.78		0.00
5140	GASTOS LEGALES	5,138,196.00		638,000.00	5,776,196.00		0.00
5145	MANTENIMIENTOS Y REPARACIO	1,284,236,178.60		334,761,579.31	1,618,997,757.91		0.00
5150	ADECUACIONES E INSTALACION	15,845,185.98		2,716,845.00	18,562,030.98		0.00
5155	GASTOS DE VIAJE	423,408,763.31		24,027,462.00	447,436,225.31		0.00
5160	DEPRECIACION	1,509,328,581.42		137,136,351.28	1,646,464,932.70		0.00
5165	AMORTIZACIONES	28,105,288.00		3,513,161.00	31,618,449.00		0.00
5175	PUBLICIDAD/PROPAGANDA/PROM	1,011,597,088.01		194,623,122.00	1,206,220,210.01		0.00
5195	DIVERSOS	1,790,855,246.66		208,161,084.98	1,999,016,331.64		0.00
5198	DETERIORO DE CARTERA	215,924,565.39		9,607,604.89	225,532,170.28		0.00
5205	FOVIS-FDO.VIVIENDA INTERES	8,301,557,666.00		879,789,480.00	9,181,347,146.00		0.00
5210	SALUD LEY 100 ART.217	3,458,982,361.00		366,578,950.00	3,825,561,311.00		0.00
5215	EDUCACION LEY 115/94	5,923,814,883.00		628,085,244.00	6,551,900,127.00		0.00
5220	FOSFEC	5,707,320,897.00		604,855,268.00	6,312,176,165.00		0.00
5230	SUPERINTENDENCIA DEL SUBS.	691,796,471.00		73,315,790.00	765,112,261.00		0.00
5235	RESERVA LEGAL	92,400,555.03		7,599,445.00	100,000,000.03		0.00
5305	FINANCIERO	565,615,517.57		49,621,474.16	615,236,991.73		0.00
5310	PERDIDA EN VENTA Y RETIRO	79,584,435.61		0.00	79,584,435.61		0.00
5315	OTROS GASTOS	1,528,773.55		2,039,851.00	3,568,624.55		0.00
5395	GASTOS DIVERSOS	2,174,621,552.44		309,838,095.25	2,484,459,647.69		0.00
5505	FONDO VIVIENDA FOVIS	7,637,565.00		1,057,164.00	8,694,729.00		0.00
5510	SALUD LEY 100	3,182,320.00		440,485.00	3,622,805.00		0.00
5515	EDUCACION LEY 115/94	5,461,099.00		755,905.00	6,217,004.00		0.00
5520	FOSFEC	5,250,826.00		726,800.00	5,977,626.00		0.00
5530	SUPERINTENDENCIA DEL SUBSI	636,464.00		88,097.00	724,561.00		0.00
5905	RESULTADO DEL EJERCICIO		0.00	449,000,635,460.99	449,000,635,460.99		0.00
6105	SUBSIDIO EN DINERO	24,989,285,743.00		2,650,288,369.00	27,639,574,112.00		0.00
6106	SUBSIDIO EN ESPECIE	1,373,121,069.22		64,551,664.20	1,437,672,733.42		0.00
6120	SALUD REGIMEN SUBSIDIADO	278,266,720,818.48		46,426,526,401.35	324,693,247,219.83		0.00
6125	SALUD IPS	4,958,008,247.68		677,800,823.47	5,635,809,071.15		0.00
6130	SALUD REG.CONTRIBUTIVO	20,511,184,683.58		3,087,504,448.90	23,598,689,132.48		0.00
6140	EDUCACION FORMAL	3,880,581,990.42		299,007,065.20	4,179,589,055.62		0.00
6143	EDUCACION P/TRABAJO Y DESA	753,793,261.64		88,422,248.10	842,215,509.74		0.00
6155	RECREACION Y TURISMO	2,427,860,444.30		339,810,803.15	2,767,671,247.45		0.00
6160	CREDITO SOCIAL	325,511,432.98		39,728,262.12	365,239,695.10		0.00
		635,426,879,707.51	635,426,879,707.51	1,179,975,511,803.58	1,179,975,511,803.58	241,251,219,222.47	241,251,219,222.47
Cuentas de Orden							
8115	BIENES / VALORES EN PODER	2,639,286,003.16		297,510,268.00	447,649,600.00	2,489,146,671.16	
8195	DIVERSOS	2,197,131,704.07		110,296,211.00	56,648,739.00	2,250,779,176.07	
8401	DERECHOS CONTIGENCIA POR C		4,836,417,707.23	504,298,339.00	407,806,479.00		4,739,925,847.23
9395	OTRAS CUENTAS DE ORDEN AC		192,674,568.00	130,327.00	131,900.00		192,676,141.00
9601	ACREEDORES FISCALES POR CO	192,674,568.00		131,900.00	130,327.00	192,676,141.00	

CAJA DE COMPENSACION FAMILIAR DEL ORIENTE COLOMBIANO  
 NIIF - LIBRO MAYOR Y BALANCE DEL MES 12 DE 2023



CTA	DESCRIPCION DE LA CUENTA	SALDO ANTERIOR		MOVIMIENTO		SALDO ACTUAL	
		DEBITO	CREDITO	DEBITO	CREDITO	DEBITO	CREDITO
		5,029,092,275.23	5,029,092,275.23	912,367,045.00	912,367,045.00	4,932,601,988.23	4,932,601,988.23
Gran Total ==>		640,455,971,982.74	640,455,971,982.74	1,180,887,878,848.58	1,180,887,878,848.58	246,183,821,210.70	246,183,821,210.70